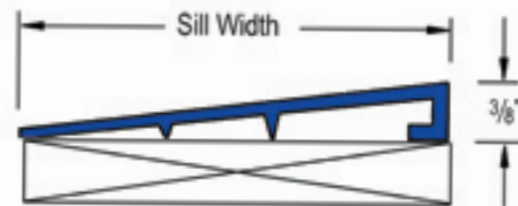



# EIFS ACCESSORIES

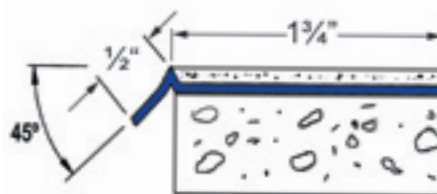

**EIFS Sill Wedge** is a component of a water management system which provides a sloped surface on which the window frame can rest. This will provide a positive sloping surface. The sill wedge helps to direct unwanted moisture toward the face of the moisture resistant barrier and away from the wall cavity.

Product No.	Width	Height	Box Count
AMSW-378	3 7/8"	3/8"	30
AMSW-578	5 7/8"	3/8"	30



**EIFS Angled Surface Drip Bead** can be installed around windows, doors, or at any termination of the system as a backer for finish or sealant application. All surfaces that receive finish have ridges for better adhesion. The angled flange serves as a drip edge. A built-in 1/8" ground is provided.

Product No.	Flange	Ground	Box Count
AMASDB	1 3/4"	1/8"	100



NOTE: All joints should be embedded in sealant and sealed after installation if necessary.